


Felite™ Resin

FC107-P



Strong Acid Cation, Gel
Standard Mesh Size
Na⁺ form

Potable Water Grade



Certified by the WQA to NSF/ANSI-61 Standard

Felite™ FC107-P is a 7% crosslinked potable grade gel strong acid cation resin with a standard mesh range, supplied in sodium form as moist, tough, spherical beads. Its standard beads size distribution gives optimum operating capacity with minimum leakages of ions and also minimum pressure drop across the resin bed.

Felite™ FC107-P is intended for use in all residential softening applications that do not have significant chlorine in the feed water. It also removes dissolved iron between 3 to 5 P.P.M.

Principal Application:

- Softening – Potable Water;
- Iron Removal;

TYPICAL PHYSICAL & CHEMICAL CHARACTERISTICS:

Polymer Structure	Styrene/DVB, Gel
Appearance	Spherical Beads
Functional Group	Sulfonic Acid
Ionic form, as shipped	Na ⁺
Total Capacity (mmol/ml)	1.9 min. (Na ⁺)
Moisture Retention	46 - 50%
Particle Size Range (mm)	0.3 - 1.2 (≤0.3mm, 1% max.; > 1.2mm, 5% max.)
Uniformity Coefficient (max.)	1.7
Reversible Swelling, Na⁺ → H⁺ (max.)	10%
Reversible Swelling, Ca²⁺ → H⁺ (max.)	8%
Shipping Weight (g/L, approx.)	780 - 840 (50 lb/ft ³)
Specific Gravity	1.27
Temperature Limit	120°C (248°F)
Stability, pH Range	0 - 14

PACKAGING:



25 Litres / 1 cu.ft PE Bag;
48 / 42 Bags Per Pallet;
20 Pallets Per 20ft Container



1 m³ Supersack Per Pallet;
20 Pallets Per 20ft Container



Asia Pacific

Yancheng, Jiangsu, China
sales@felitecn.com

America

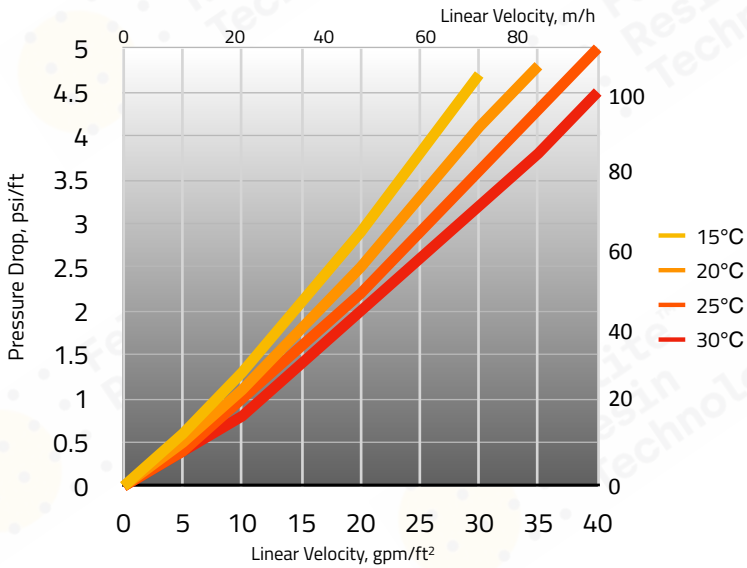
San Gabriel, CA, USA
sales@felitecn.com

Europe

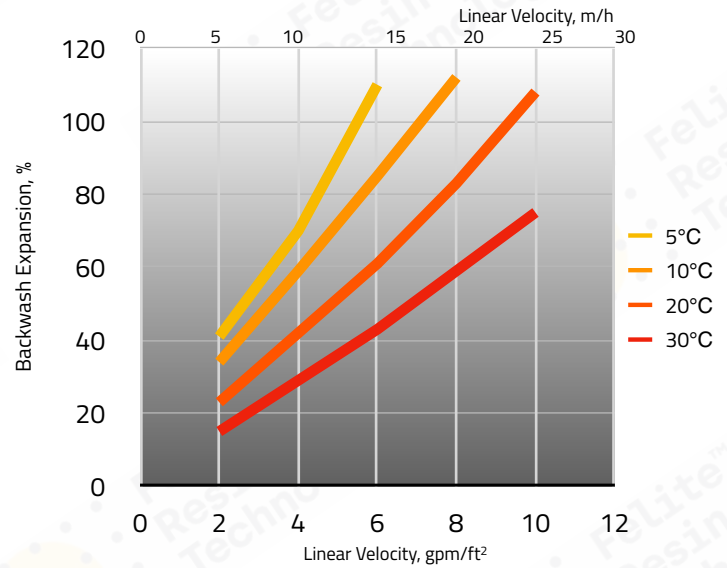
Cluj Napoca, Romania
sales@felitecn.com



PRESSURE DROP



BACKWASH EXPANSION



PERFORMANCE

The operating capacity depends on several factors such as the water analysis and the level of regeneration. The data to calculate the operating capacity and the ionic leakage with co-flow regeneration are given in the Engineering Data Sheets.

LIMITS OF USE

Felite™ FC107 resin is suitable for industrial uses. For other specific applications such as pharmaceutical, food processing or potable water applications, it is recommended that all potential users seek advice from Felite™ Resin Technology in order to determine the best resin choice and optimum operating conditions.

HYDRAULIC CHARACTERISTICS

Figure 1 shows the pressure drop data for Felite™ FC107 resin, as a function of service flow rate and water temperature. Figure 2 shows the bed expansion of Felite™ FC107 resin, as a function of backwash flow rate and water temperature. Pressure drop data are valid at the start of the service run with clear water and a correctly classified bed.

SUGGESTED OPERATING CONDITIONS:

Minimum Bed Depth	700mm		
Service Flow Rate	5 - 40 BV*/h		
Regeneration			
- Regenerant	HCl	H ₂ SO ₄	NaCl
- Level (g/L)	50 - 150	60 - 240	80 - 250
- Concentration (%)	5 - 8	0.7 - 6	10
- Flow Rate (BV/h)	2 - 5	2 - 20	2 - 8
- Minimum Contact Time	30 minutes		
- Slow Rinse	2 BV* at regeneration flow rate		
- Fast Rinse	2 - 4 BV* at service flow rate		

* 1 BV (Bed Volume) = 1 m³ solution per m³ resin

The statements, technical information and recommendations contained herein are believed to be accurate as of the date hereof. Since the conditions and methods of use of the product and of the information referred to herein are beyond our control, Felite™ expressly disclaims any and all liability as to any results obtained or arising from any use of the product or reliance on such information.

Asia Pacific

Yancheng, Jiangsu, China
sales@felitecn.com

America

San Gabriel, CA, USA
sales@felitecn.com

Europe

Cluj Napoca, Romania
sales@felitecn.com

